


Get In **TOUCH**

 **CORPORATE OFFICE ADDRESS:**
607, Titanium One, Pakwan Cross Road,
SG Highway, Ahmedabad, Gujarat - 380054

 +91 9034 685 040

 www.dholeradevelopers.com



**AEROVISTA
DHOLERA**
Residential Plots



DHOLERA
INFINITY DEVELOPERS PVT. LTD



SCRJ
GROUP



DHOLERA
INFINITY DEVELOPERS PVT. LTD

YOUR GATEWAY
To Dholera's Future

@Dholera SIR



SCRJ
GROUP



ABOUT US

At Dholera Infinity Developers Pvt. Ltd., We Are Committed To Transforming Dholera Into A Hub Of Smart, Sustainable, & Future-ready Development. Our Goal Is To Lead The Evolution Of Modern Infrastructure By Creating Thoughtfully Planned Residential, Commercial, And Multi-zone Projects That Align With The Dholera Smart City Vision.

Driven By Innovation, Integrity, And A Passion For Excellence, E Are Not Just Building Properties — We Are Shaping Lifestyles And Communities That Stand The Test Of Time. With A Future Focused Approach And Deep Understanding Of Urban Planning, We Aim To Set New Benchmarks In Quality, Design, And Customer Satisfaction.

As One Of The Most Forward-thinking Developers In The Region, Dholera Infinity Developers Is Your Trusted Partner In The Next Era Of Smart Living.

Where Vision Meets Reality.


**AEROVISTA
DHOLERA**
Residential Plots



DHOLERA
INFINITY DEVELOPERS PVT. LTD



SCRJ
GROUP

“ YOUR GATEWAY TO DHOLERA’S FUTURE ”

◆ **DHOLERA
INTERNATIONAL
AIRPORT**



◆ **INDUSTRIAL
PARK**



◆ **250 MTR,
EXPRESS WAY**



◆ **GUJARAT
TRADE
CENTRE**



◆ **RENEW
POWER**



◆ **MONO RAIL**



◆ **WORLD'S
LARGEST
SOLAR PARK
(TATA)**



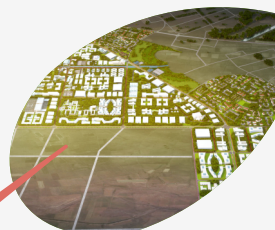
◆ **TATA
SEMICONDUCTOR
PLANT**



◆ **ABCD
BUILDING**



◆ **ACTIVATION
AREA**



**Why Invest In
DHOLERA SIR?**

Attractive **ENTRANCE GATE**

YOUR GATEWAY
TO DHOLERA'S
FUTURE



LAYOUT PLAN



NA, NOC, TITLE CLEAR &
PLAN PASS

All measurement's are is square yards.
Super Built up area is 40.50 %.

This Brochure & Layout plan is not
a part of any legal document and is meant for
information / graphical presentation only

PLOT NO.	SQ. YD. BUILTUP SALEBALE AREA	PLOT NO.	SQ. YD. BUILTUP SALEBALE AREA	PLOT NO.	SQ. YD. BUILTUP SALEBALE AREA
1	557.02	70	181.17	139	181.17
2	288.28	71	181.17	140	181.17
3	362.35	72	181.17	141	181.17
4	362.35	73	181.17	142	181.17
5	362.35	74	350.86	143	181.17
6	362.35	75	350.86	144	181.17
7	362.35	76	181.17	145	181.17
8	362.35	77	181.17	146	181.17
9	362.35	78	181.17	147	181.17
10	362.35	79	181.17	148	181.17
11	362.35	80	181.17	149	181.17
12	350.86	81	266.02	150	181.17
13	350.86	82	285.85	151	181.17
14	362.35	83	181.17	152	361.04
15	362.35	84	181.17	153	189.58
16	362.35	85	181.17	154	181.17
17	362.35	86	181.17	155	181.17
18	362.35	87	350.86	156	181.17
19	311.33	88	350.86	157	181.17
20	350.86	89	181.17	158	181.17
21	181.17	90	181.17	159	181.17
22	181.17	91	181.17	160	181.17
23	181.17	92	178.29	161	181.17
24	181.17	93	184.67	162	181.17
25	181.17	94	189.58	163	181.17
26	181.17	95	181.17	164	181.17
27	181.17	96	181.17	165	181.17
28	181.17	97	181.17	166	181.17
29	181.17	98	350.86	167	181.17
30	181.17	99	368.63	168	181.17
31	239.02	100	181.17	169	350.86
32	191.20	101	181.17	170	350.86
33	181.17	102	350.86	171	181.17
34	181.17	103	350.86	172	181.17
35	181.17	104	181.17	173	181.17
36	181.17	105	181.17	174	181.17
37	181.17	106	181.17	175	181.17
38	181.17	107	181.17	176	181.17
39	181.17	108	234.69	177	181.17
40	350.86	109	408.63	178	181.17
41	350.86	110	181.17	179	181.17
42	181.17	111	181.17	180	181.17
43	181.17	112	181.17	181	181.17
44	181.17	113	181.17	182	181.17
45	181.17	114	181.17	183	181.17
46	181.17	115	350.86	184	181.17
47	181.17	116	350.86	185	181.17
48	181.17	117	181.17	186	189.58
49	191.20	118	181.17	187	262.16
50	316.72	119	181.17	188	181.17
51	181.17	120	181.17	189	181.17
52	181.17	121	238.32	190	181.17
53	181.17	122	376.96	191	181.17
54	181.17	123	181.17	192	181.17
55	181.17	124	181.17	193	181.17
56	181.17	125	181.17	194	181.17
57	181.17	126	181.17	195	181.17
58	350.86	127	181.17	196	181.17
59	350.86	128	181.17	197	181.17
60	181.17	129	181.17	198	181.17
61	181.17	130	181.17	199	181.17
62	181.17	131	181.17	200	181.17
63	181.17	132	181.17	201	181.17
64	181.17	133	181.17	202	181.17
65	181.17	134	181.17	203	181.17
66	363.46	135	181.17	204	181.17
67	188.43	136	350.86	205	181.17
68	181.17	137	350.86	206	181.17
69	181.17	138	181.17	207	350.86
TOTAL					45816.5953

Why Invest In **AEROVISTA**?

Na, Noc Title
Clear Project
With
Plan-pass



Commitment
Long Term
Relationship



AEROVISTA
DHOLERA
Residential Plots

Immediate
SALE DEED




Site Visit
Assistance
365 days



SOCIETY AMENITIES



2 Landscaping
Garden




Electricity



24 Hrs.
Security



Internal
Rcc Road



Water Supply



5 Entrance
Gate



Compound
Wall



Street Lights



Senior Citizen
Area



AEROVISTA
DHOLERA
Residential Plots

BE THE **CENTER** OF EVERYTHING




**AEROVISTA
DHOLERA**
Residential Plots

**Gujarat's Bigest Cargo
International Airport**




2.5 KM.

Express Highway




1.5 KM.

Dimand Circle



1 KM.

Pipli Junction



3.5 KM.

**Dholera Smart City
(SIR Entrance)**



6 KM.

Mano Rail Junction



1.5 KM.

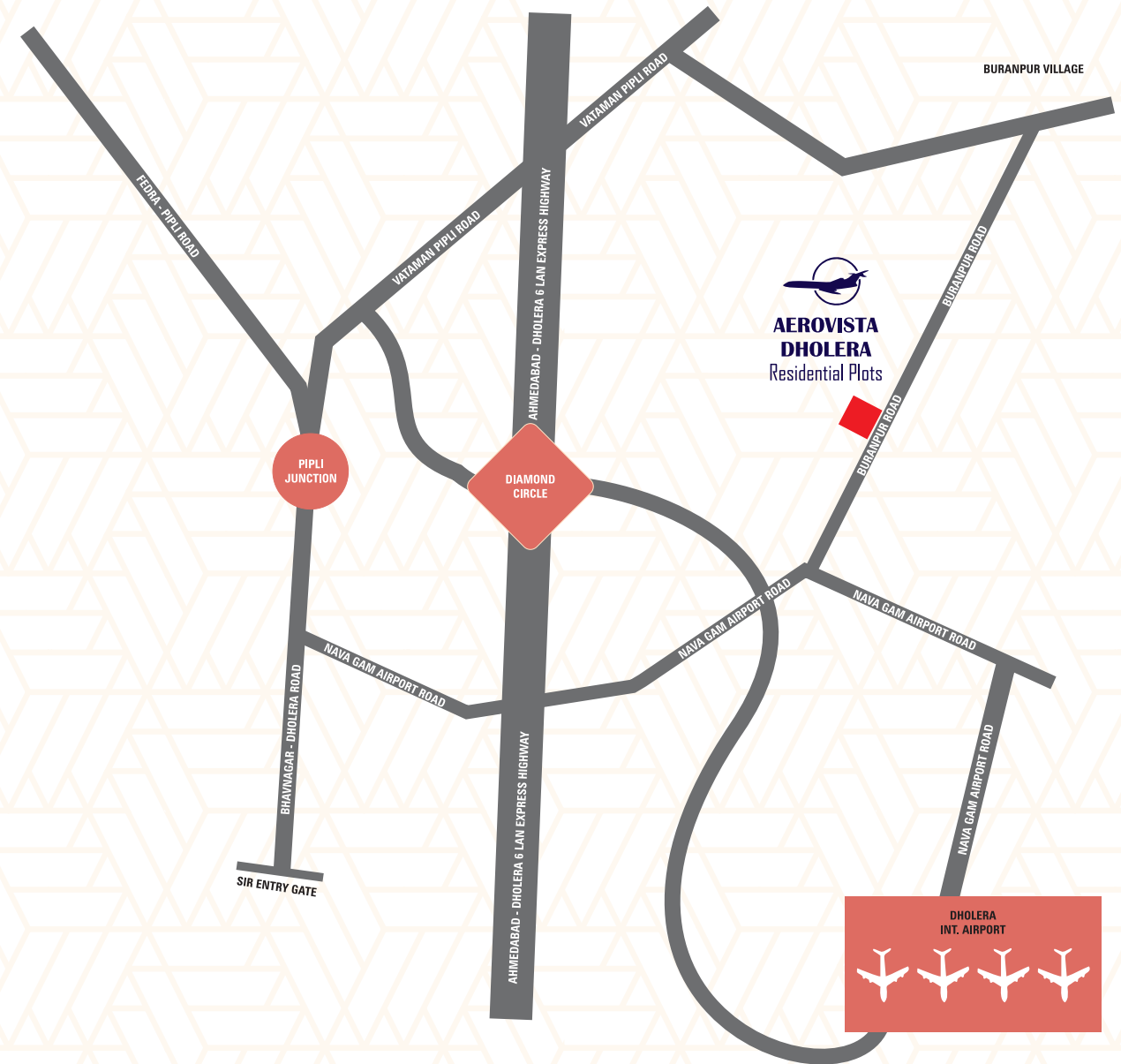
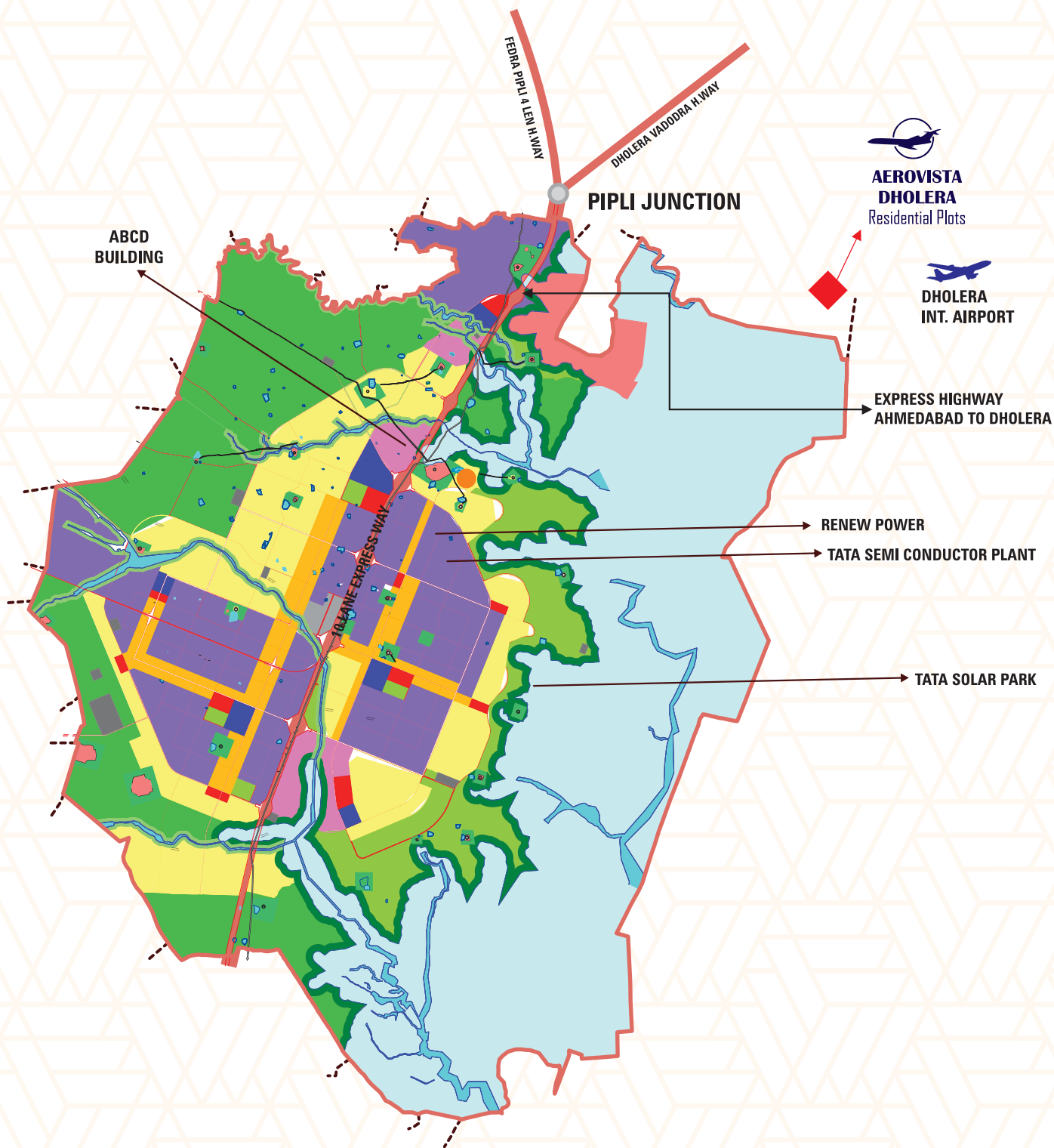


DHOLERA
INFINITY DEVELOPERS PVT. LTD



“
Build Your Dream House At an
ICONIC LOCATION

@DHOLERA



A PROJECT BY :



MARKETED BY :



SCAN FOR
LOCATION



SITE ADDRESS

AEROVISTA, Navagam Village Road, Nr. Dholera International Airport
Ta. Dholera, Dist. Ahmedabad

*This Brochure is Intended For General Information Only And Does Not Constitute A Legal Offer. The Company Reserves The Right To Modify Plans, Specifications, Or Features As Required.